

Safety tiles FS with connectors

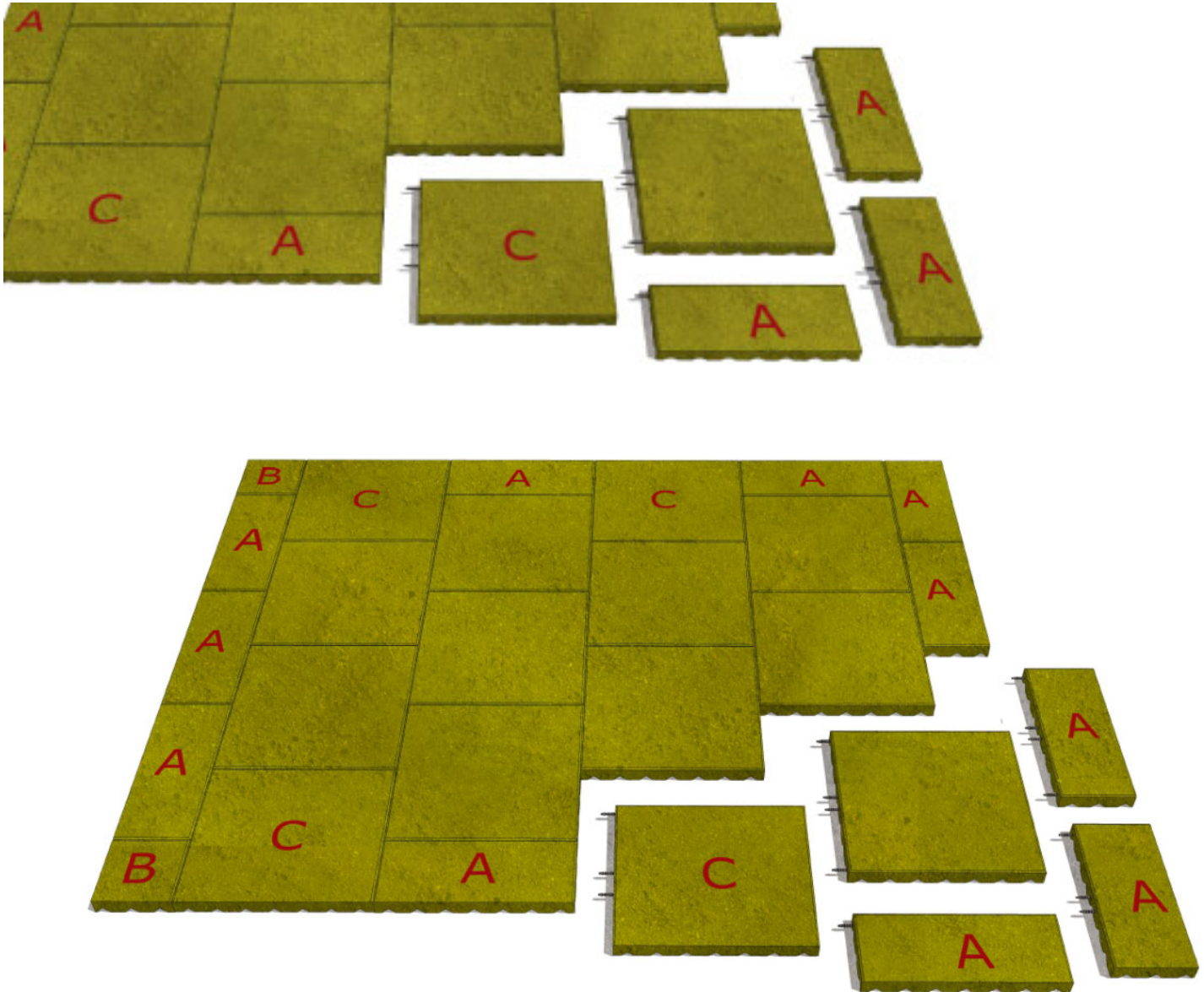
The safety tile FS is available in single-layer version and made of **SBR granules** (obtained from recycled car tyres), in **4 colour designs** for critical fall heights from 90 to 300 cm. In addition, 2-layer tiles (with coloured EPDM as the surface layer) are made.

Smart and simple – tiles with connectors

The simplest variant among WARCO tiles is a model produced with **plastic connectors** that join the consecutive rows of the assembled tiles. Two opposite sides of each tile are equipped with four holes. During the installation, the connectors are inserted into the holes of the tiles assembled in adjacent rows. The tiles of the following row are arranged in **half-offset** so they are moved by a half tile-width with respect to the other row to the protruding connectors. It creates a **T-joint pattern**, where each newly installed tile is connected to the two already assembled ones.

The model of a tile with connectors is currently considered as a **standard in construction**. Thousands of playgrounds all around the world are fitted with this type of tiles. Certainly, the asset of this product is its **convenient price**, while the drawback could be a rather **complex installation**, and, from the perspective of the overall product's lifespan, the connection system with open joints may not be stable enough. Therefore, **glueing of the tiles** on their edges and with

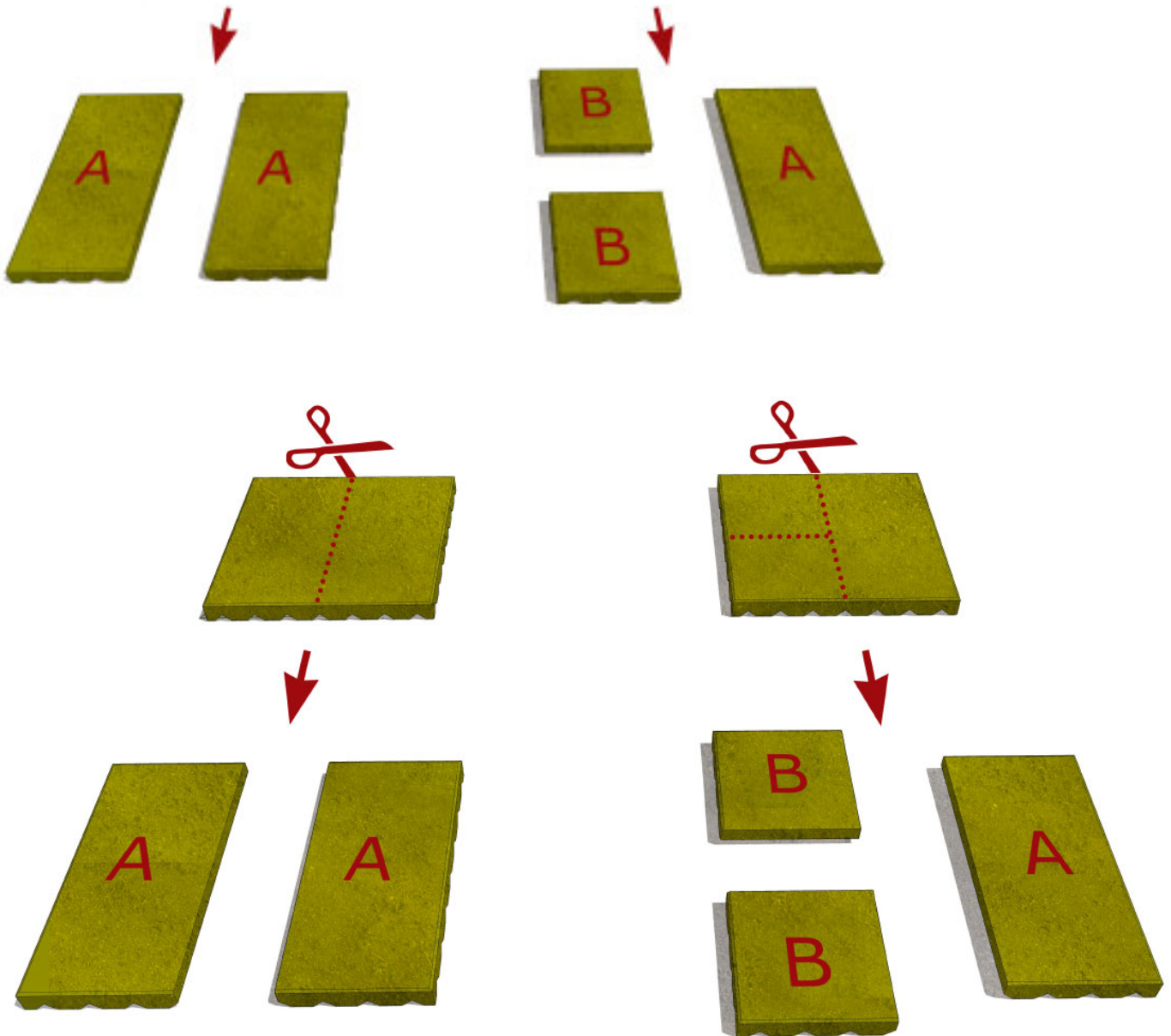
the sub-floor is **recommended**, as it distinctly improves the stability of the assembled surface.



WARCO

Installation scheme with connectors

Safety tiles of the FS type has 4 **holes** on 2 opposite sides of each tile. WARCO provides 4 **matching plastic connectors** to be stuck in the holes of every tile. When installed, the tiles are arranged in rows. In case of a **T-joint** montage, the tiles in each row should be half-**moved** in an offset to the adjacent row. In the surface, a tile is thus connected with two tiles from two adjacent rows.



The preparation of edge and corner tiles

When needed, during adjusting the surface where the safety tiles should be installed, we may cut **edge and corner elements** from the whole tiles. In many cases, it is enough to half a whole tile.

Warco rubber patio tiles

25 mm




£24,04 / m²

30 mm




£32,36 / m²

40 mm



£35,80 / m²

45 mm




£36,44 / m²

50 mm




£46,20 / m²

80 mm



£65,20 / m²

100 mm



£67,80 / m²

Click the product and go to our online shop!

Safety tiles with connectors

All WARCO safety tiles from the FS series are equipped with plastic connectors. Available in **several variants** of thickness from 30 up to 100 mm the tiles have got their corresponding critical fall-height values from 90 up to 300 cm and are produced in four vivid colours anthracite, brick-red, grass-green and cement-grey.

Typical applications

WARCO safety tiles with connectors, function primarily as a **safety flooring** protecting against injuries in case of tripping or falling from the height of 90 up to 300 cm . WARCO safety tiles are usually installed on **playgrounds**, various sports and leisure surfaces, they also make an ideal solution under playground equipment (swings, climbing frames) and under bouldering walls.